

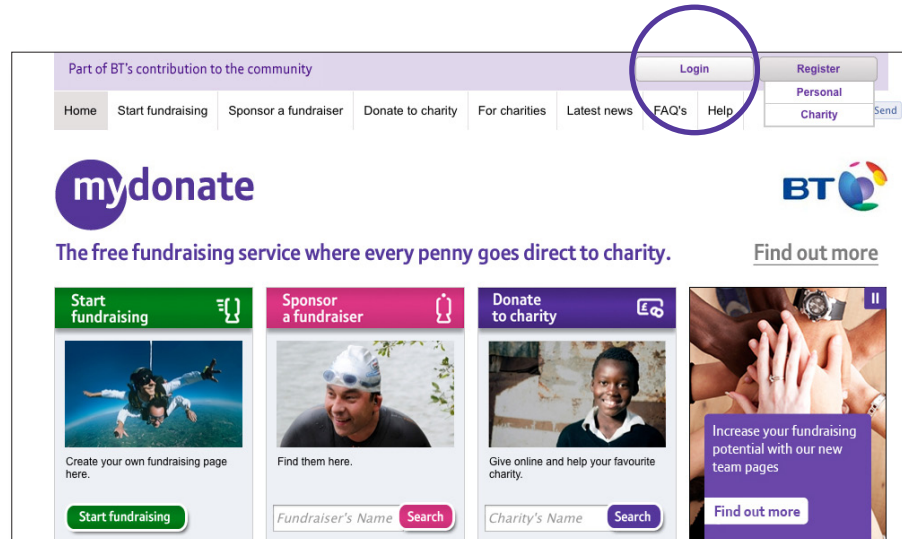
MyDonate - How to create a fundraising page

A guide to joining an organised event

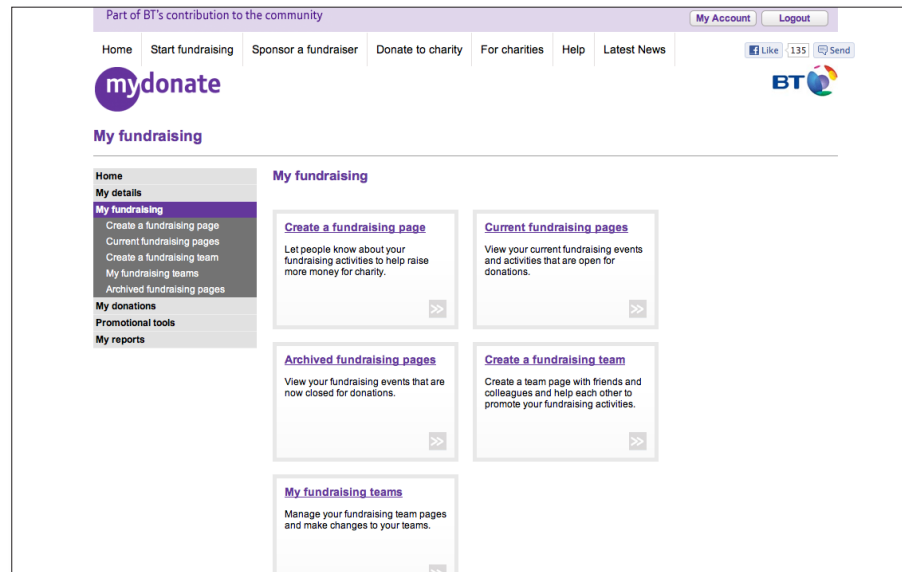


How to create a fundraising page on MyDonate - Join an organised event

1. Log in to your MyDonate personal account by clicking on the Login button near the top right of the page and select 'Personal' from the drop down. (If you do not have a MyDonate personal account then register at www.bt.com/mydonate)
2. Once you are logged in click on 'My fundraising' in the left-hand navigation and then select 'Create a fundraising page'.



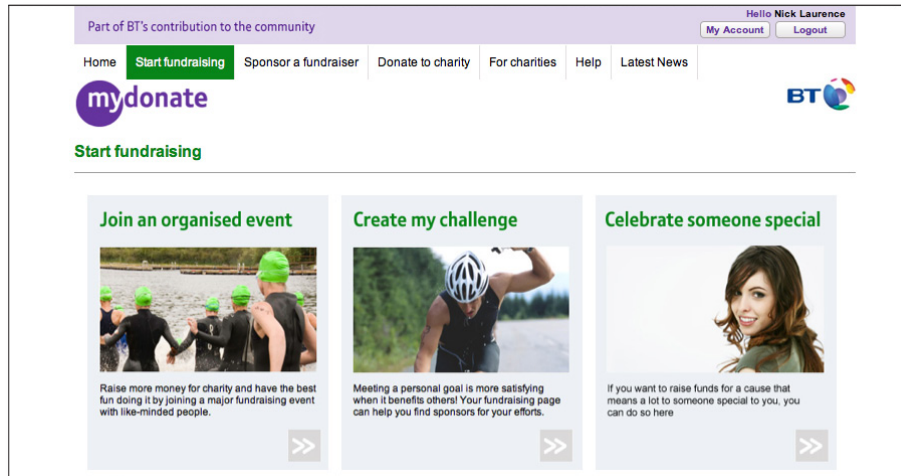
Log in and then select 'Start fundraising'.



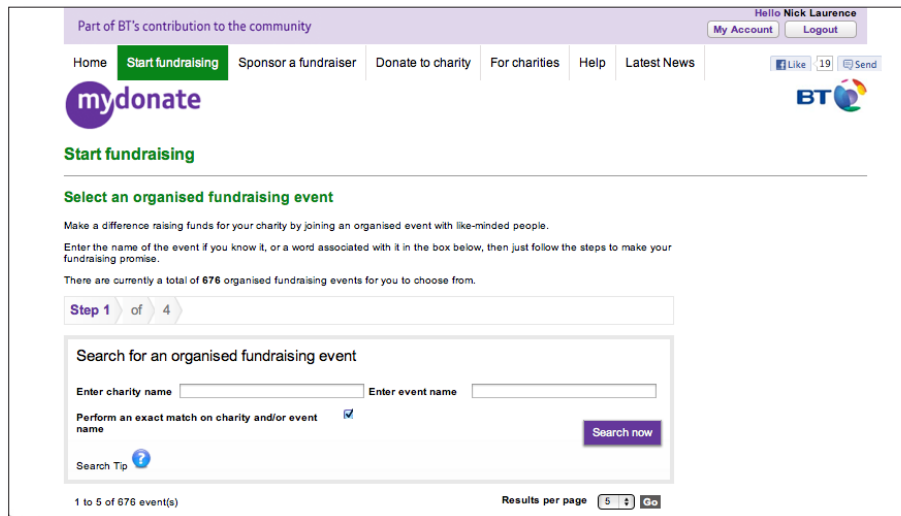
Click on Create a fundraising page to begin

How to create a fundraising page on MyDonate - Join an organised event

3. Then click on 'Join an organised event' from the left box on the 'Start fundraising' page.
4. Search for the charity that you want to raise money for and for the event name using the search boxes.



Click on 'join an organised event'



Search for the event and for the charity you want to raise money for

How to create a fundraising page on MyDonate - Join an organised event

5. When you've found the correct event and charity select to 'Join event'.

Part of BT's contribution to the community

Hello Nick Laurence
My Account Logout

Home **Start fundraising** Sponsor a fundraiser Donate to charity For charities Help Latest News

mydonate BT

Start fundraising

Select an organised fundraising event

Make a difference raising funds for your charity by joining an organised event with like-minded people.
Enter the name of the event if you know it, or a word associated with it in the box below, then just follow the steps to make your fundraising promise.

There are currently a total of **44** organised fundraising events for you to choose from.

Step 1 of 4

Search for an organised fundraising event

Enter charity name Enter event name

Perform an exact match on charity and/or event name

Search now

Search Tip ?

1 to 5 of 44 event(s) Results per page 5 Go

London Marathon 2013

Event Start Date : 21 April 2013

We have a dedicated team who will support you while you are training for the big event with running advice and support from an expert personal trainer. We can publicise your events. We will be at the Expo this year so we will be able to meet all...

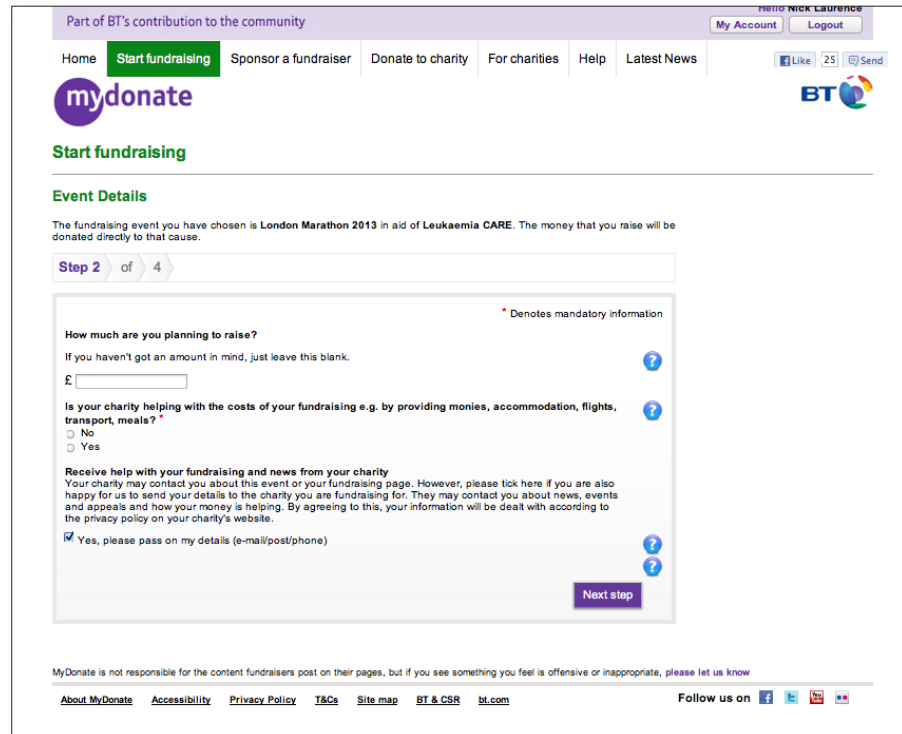
Charity : Leukaemia CARE

More Information Join event

Select to 'Join event'

How to create a fundraising page on MyDonate - Join an organised event

6. If you know how much money you are planning to raise, you can enter your target into the box, otherwise leave it blank.
7. Check the relevant boxes if you are receiving any benefits from the charity you are fundraising for (e.g. accommodation, flights or meals). If you are, your donations will not be eligible for Gift Aid.
8. Untick the box if you do not wish to receive information (e.g. news, events, appeals etc.) from the charity you are fundraising for. However, they may need to contact you about your fundraising event.
9. Next, you need to build your fundraising page. **You have 30 minutes to complete your page before your session times out.** Add page titles, information about you and your event details. Include the web URL's for your Flickr set/gallery and YouTube video if available. You can upload a main event image (and add additional images later by editing your event once it's created). Include a memorable web page address and add any offline donations which will also show on your page. You can choose whether you want your URL to be searchable on MyDonate and also whether you want to be notified whenever someone makes a donation to your page.



Part of BT's contribution to the community

mydonate

Start fundraising

Event Details

The fundraising event you have chosen is **London Marathon 2013** in aid of **Leukaemia CARE**. The money that you raise will be donated directly to that cause.

Step 2 of 4

How much are you planning to raise? * Denotes mandatory information

If you haven't got an amount in mind, just leave this blank.

£

Is your charity helping with the costs of your fundraising e.g. by providing monies, accommodation, flights, transport, meals? *

No

Yes

Receive help with your fundraising and news from your charity





Your charity may contact you about this event or your fundraising page. However, please tick here if you are also happy for us to send your details to the charity you are fundraising for. They may contact you about news, events and appeals and how your money is helping. By agreeing to this, your information will be dealt with according to the privacy policy on your charity's website.

Yes, please pass on my details (e-mail/post/phone)

Next step

MyDonate is not responsible for the content fundraisers post on their pages, but if you see something you feel is offensive or inappropriate, please let us know

About MyDonate Accessibility Privacy Policy T&Cs Site map BT & CSR bt.com

Follow us on    

Enter the amount you intend to raise if you have a target

How to create a fundraising page on MyDonate - Join an organised event

10. When a donation is made to your fundraising page, the donor will automatically receive a confirmation and thank you email from MyDonate.

It's a good idea to personalise this by adding your own message.

11. On creating your page, you will see a confirmation screen, you'll also receive an email containing your clickable URL so that potential donors can easily visit your page and make a donation.

If you have any queries or need any help regarding MyDonate, please contact the MyDonate help desk via the 'Help' section on the website. Your options for getting in touch include 'Live chat' and email.

Please enter a message *
(Max 500 characters)

Enter your personal thank you message here

The screenshot shows a text input area with a rich text editor toolbar (bold, italic, list, link, code) and a question mark icon. The text inside the box reads "Enter your personal thank you message here".

For a personal touch add your own thank you message

Part of BT's contribution to the community

My Account Logout

Home Start fundraising Sponsor a fundraiser Donate to charity For charities FAQ's Help Latest News Like 17 Send

mydonate BT

Start fundraising

Nic, your fundraising page has been created!

Thank you for choosing MyDonate to create your fundraising page.
While your event is active your fundraising page can be reached directly at:
<https://mydonate.bt.com/fundraisers/nicweeks1>

View my Page

The screenshot shows the MyDonate website navigation bar with a purple header. Below the navigation bar, there's a confirmation message for a user named "Nic". The message includes a thank you, a note about the fundraising page being active, and a direct link to the page. A "View my Page" button is located at the bottom right of the confirmation box.

You will see the confirmation screen once your fundraising page is set up.